

FELT NATIVITY GLOVE PUPPETS

These glove puppets can be quickly made for fun Christmas story telling and activities. Felt bodies may be quickly glued together using Tacky or similar thick white craft glue by making small glue dots every ¼" on seam line. Using dots instead of a steady ribbon of glue will give flexibility to the felt puppet body.

For more permanent puppet bodies stitching by machine is recommended with thread that matches the general color of the body felt. Patterns allow for a ¼" seam allowance around sides. Securely backtrack stitching at the lower hemline. Do not sew across bottom of puppet bodies.

Hair, facial features, and trim can be easily applied with craft glue.

One master body pattern is provided. Seven puppets will be made from this basic body pattern in the various colors. The Angel body is a separate pattern which is provided and can be used if you desire the winged effect.

Felt Requirements for suggested body colors to make all 8 puppets using 9" x 12" felt pieces:


2 pieces each -	lt. blue	Dark Tan
	Tan	Purple
	Turquoise	Red
	Green	
4 pieces -	White	
Scrap pieces -	Flesh	Dark blue
	Black	Brown
	Yellow	Pink
	Dark Brown	Grey
	Gold	

* Save scrap pieces from the body felt pieces. They may be used later for hair, trim, features etc.

Other Notions:

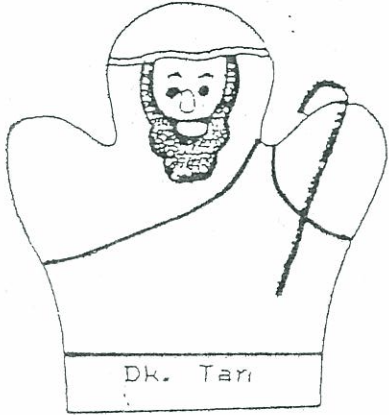
2 brown pipe cleaners
Ric-rac, braid, trim
Jewels, wooden bead, gold button
Sm pink pom-pom, for lamb's nose
Sm bell & cord to go around lambs neck

Note: Very sharp scissors work best for cutting the felt. Smaller sharp scissors work well for the smaller felt pieces used for facial features.




MARY & INFANT JESUS

- Face = flesh felt
- Body = light blue felt
- Sash = royal blue felt
- Eyes = Mary's dk. blue
- Hair = brown or black
- White braid over the hair at the bangs.
- Swaddling clothes = white
- Halo = yellow felt
- Hair = tan, mouth = pink
- Eyes = light blue



SHEPHERD

- Face = flesh felt
- Body = dark tan felt
- Robe = dark brown felt
- Brown braid across hair
- Beard = grey speckled felt
- Staff = brown pipe cleaner

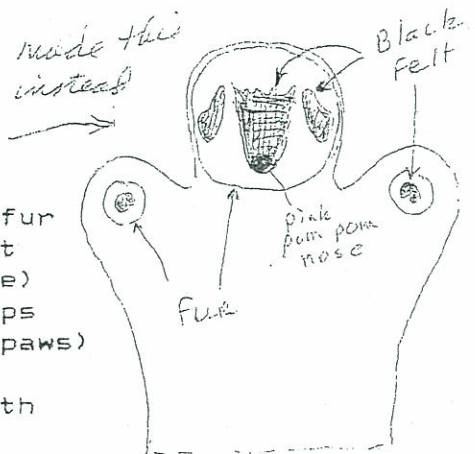



ANGEL

- Face = flesh felt
- Body = white felt
- Hair = gold felt
- Trim = gold braid criss-cross body and across head

SHEEP


- Body = white felt
- Face & paws = white fur
- Ear tips = black felt (glue on top of fur face)
- Paws = black felt tips (glue on top of fur paws)
- Nose = black felt with pink pom pom
- Sheep bell hung with black cord.





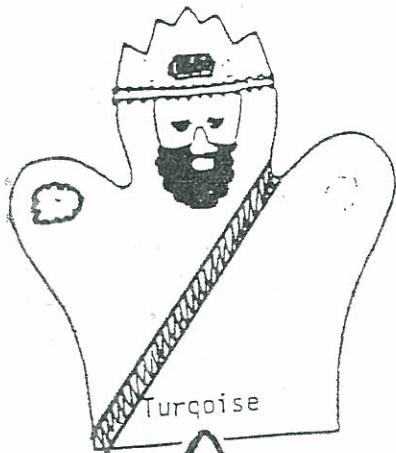
JOSEPH

- Face = flesh felt
- Body = tan felt
- Robe = red felt with white felt stripe & black piping thru stripe.
- Headcloth = white felt
- Black braid across head
- Beard and brows of brown
- Staff of brown pipe cleaner



WISEMAN #1

- Body = purple felt
- Face = flesh felt
- Beard = brown felt
- Crown = gold felt, 3 jewels
- Trim = black & gold braid across crown, paisley ribbon across body.



WISEMAN #2 *green*

- Body = ~~turquoise~~ green felt
- Face = grey felt
- Beard = black felt
- Crown = gold felt with 1 jewel
- Trim = black & gold braid across body and crown
- Gold button in hand



WISEMAN #3

- Body = red felt
- Face = dark tan felt
- Beard = brown felt
- Crown = gold felt with 1 jewel
- Trim = gold and red braid across body and across crown
- Frankincense bottle in hand



Master
Glove Puppet
Body Pattern

$\frac{1}{4}$ " Seam
allowance

Leave bottom open

Cut 2 of each
body color

Mary - Lt. Blue
Shepherd - Dark Tan
Sheep - White
Joseph - Tan
Wiseman #1 - Purple
Wiseman #2 - ~~Turquoise~~ Green
Wiseman #3 - Red